




**WHERE
PRECISION
DRIVES
PRODUCTION**



SYSTEM SPECIFICATIONS

Maximum Pallet Weight

10 lbs
4.5 kg

Conveyor Speed

0.15 m/min to 24 m/min
0.5 ft/min to 80 ft/min

Working Width

50 to 500 mm

Component Clearance

100 mm (4 in) top and bottom
4.75 mm (0.187 in) in edge carrying (SMEMA)

Conveyor Height

890 to 965 mm

Power Requirements

100V - 240V, 50/60Hz

Certification

CE


Q Series Conveyor

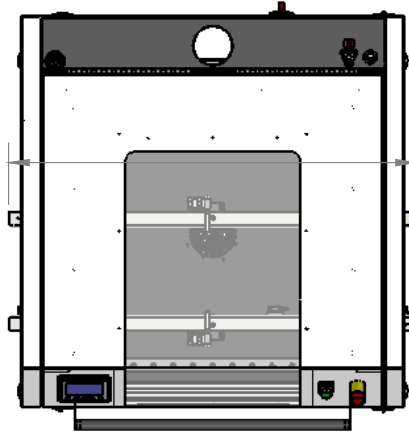
The Q Series Transfer Conveyors are ideal for a wide range of path handling applications and can optimize material flow between processes. PVA conveyor systems can be used to transport bare board assemblies or pallet fixtures.

The Q Series has many integrated features including:

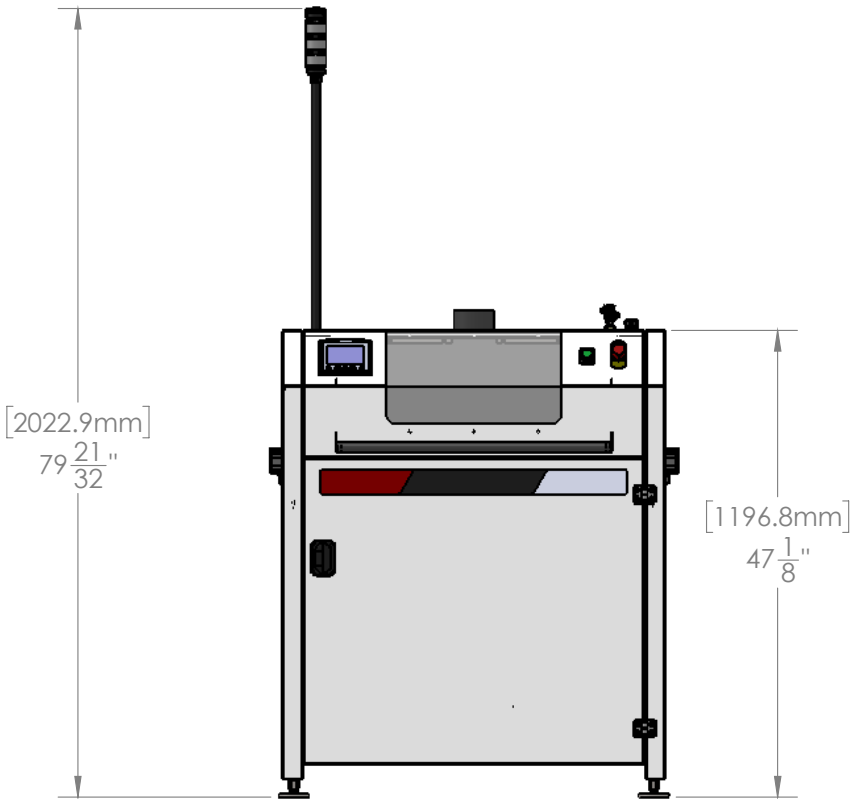
- Edge chain or belt conveyor
- SMEMA communications interface
- Four-inch top and bottom side component clearance
- Touch screen interface
- Manual conveyor adjust with optional hand crank or automatic conveyor adjust
- Standard black light
- Bellows

For more information, please contact PVA at info@pva.net or (518) 371-2684.



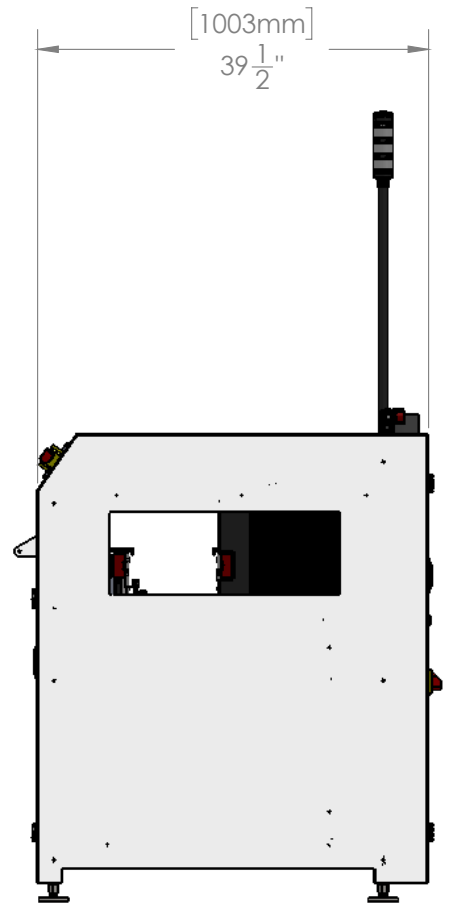


[1046mm]
41 $\frac{3}{16}$ "



[2022.9mm]
79 $\frac{21}{32}$ "

[1196.8mm]
47 $\frac{1}{8}$ "



[1003mm]
39 $\frac{1}{2}$ "